



Bandhan Flexi Cap Fund^{\$}

Bandhan Flexi Cap Fund – An open ended Dynamic equity scheme investing across large cap, mid cap and small cap stocks

FUND PHILOSOPHY*

The fund will invest in equity and equity related instruments which is diversified across market capitalization viz. Large Cap companies, Mid Cap companies and Small Cap companies spread across sectors.

The Fund Manager will generally invest in a few selected sectors, which in the opinion of the fund manager have potential to grow.

OUTLOOK

How it went:

Global equities gained sharply across regions (MSCI World +3.3% MoM / +17.7% CYTD). MSCI South Africa was the leader in the month (+11.8% MoM), outperforming MSCI World and other country indices by more than 3%. India delivered relatively muted returns (+2.9% MoM), underperforming EM and Asia-ex-Japan. India continues to perform better on a 3 and 6 months basis and has bridged the under-performance with global equities on a 1-year return basis.

How do we look ahead:

The Indian market has generated healthy returns in the last few months in absolute returns compared to the emerging markets index. We believe the key reasons for this are that global growth has held up much better than expectations, with the US economy remaining quite resilient, the weakening of the dollar and China's disappointing growth investors have helped India get a more significant share of foreign flows. We expect most of these factors to sustain in the next few quarters.

FUND FEATURES:

(Data as on 31st July'23)

Category: Flexicap

Monthly Avg AUM: ₹ 5,878.27 Crores

Inception Date: 28th September 2005

Fund Manager^^: Mr. Sachin Relekar (w.e.f. 8th Dec, 2020) Ms. Nishita Shah (will be managing overseas investment portion of the scheme.)

Benchmark: S&P BSE 500 TRI

Minimum Investment Amount: ₹ 1,000/- and any amount thereafter. (Units of Bandhan Flexi Cap Fund, shall be available for lump sum subscription w.e.f. May 07, 2018)

Exit Load:

● If redeemed/switched out within 365 days from the date of allotment:

- ▶ Upto 10% of investment: Nil,
- ▶ For remaining investment: 1% of applicable NAV.

● If redeemed / switched out after 365 days from date of allotment: Nil. (w.e.f. May 08, 2020)

SIP Dates: (Monthly/Quarterly) Investor may choose any day of the month except 29th, 30th and 31st as the date of installment.

Minimum SIP Investment Amount:

₹ 100/- (Minimum 6 instalments) (w.e.f. 2nd May 2018)

Options Available: Growth, IDCW® (Payout, Reinvestment and Sweep (from Equity Schemes to Debt Schemes only))

Other Parameters:

Beta: 0.87

R Squared: 0.89

Standard Deviation (Annualized): 13.27%

SIP (Minimum Amount): ₹ 100/- (Minimum 6 instalments)

PLAN	IDCW® RECORD DATE	₹/UNIT	NAV
REGULAR	30-Jun-23	2.32	42.7850
	29-Jun-21	1.96	39.4800
	20-Mar-20	1.39	25.5900
DIRECT	30-Jun-23	2.49	45.9470
	29-Jun-21	2.07	41.8100
	20-Mar-20	1.46	26.8600

@Income Distribution cum capital withdrawal

^^Mr. Anoop Bhaskar was managing this Scheme till 27th January 2023

^{\$}With effect from 13th March 2023, the name of "IDFC Flexi Cap Fund" has changed to "Bandhan Flexi Cap Fund"

Face Value per Unit (in ₹) is 10

Income Distribution cum capital withdrawal is not guaranteed and past performance may or may not be sustained in future. Pursuant to payment of Income Distribution cum capital withdrawal, the NAV of the scheme would fall to the extent of payout and statutory levy (as applicable).

Ratios calculated on the basis of 3 years history of monthly data.

The above mentioned is the current strategy of the Fund Manager. However, asset allocation and investment strategy shall be within broad parameters of Scheme Information Document.

MUTUAL FUND INVESTMENTS ARE SUBJECT TO MARKET RISKS, READ ALL SCHEME RELATED DOCUMENTS CAREFULLY.

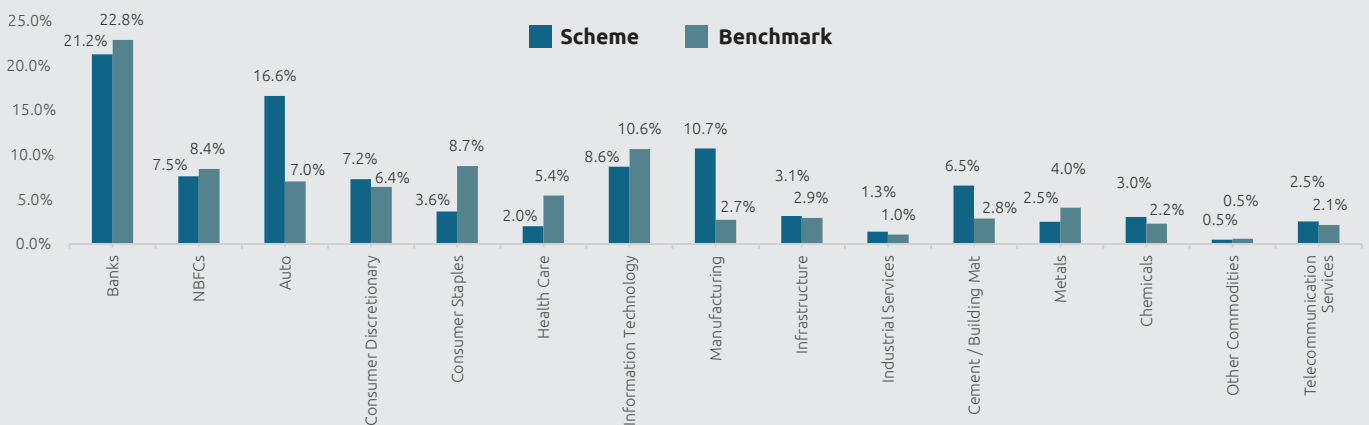
PORTFOLIO

(31 July 2023)

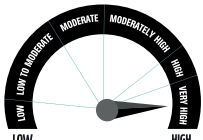


Name of the Instrument	Ratings	% to NAV	Name of the Instrument	Ratings	% to NAV
Equity and Equity related Instruments		96.87%	Chemicals & Petrochemicals		2.92%
Banks		21.19%	Fine Organic Industries		1.48%
ICICI Bank		8.97%	SRF		0.79%
HDFC Bank		7.40%	Aether Industries		0.65%
Axis Bank		3.62%	Consumer Durables		2.63%
State Bank of India		1.20%	Titan Company		2.63%
Industrial Products		8.84%	Telecom - Services		2.48%
APL Apollo Tubes		2.47%	Bharti Airtel		2.48%
Supreme Industries		2.14%	Electrical Equipment		2.44%
Kirloskar Pneumatic Company		1.69%	Apar Industries		1.01%
Cummins India		1.34%	Suzlon Energy		0.90%
Timken India		0.65%	CG Power and Industrial Solutions		0.53%
Carborundum Universal		0.55%	Healthcare Services		1.99%
IT - Software		8.57%	Apollo Hospitals Enterprise		1.57%
Infosys		5.02%	Narayana Hrudayalaya		0.43%
Tata Consultancy Services		2.06%	Aerospace & Defense		1.94%
Mphasis		1.21%	Bharat Electronics		1.94%
KPIT Technologies		0.28%	Diversified		1.84%
Auto Components		8.41%	3M India		1.84%
UNO Minda		3.13%	Beverages		1.74%
Schaeffler India		2.41%	Varun Beverages		1.74%
Sona BLW Precision Forgings		1.72%	Transport Services		1.35%
Samvardhana Motherson International		1.08%	InterGlobe Aviation		1.35%
Tube Investments of India		0.06%	Food Products		0.98%
Sundram Fasteners		0.01%	Nestle India		0.54%
Finance		7.57%	Mrs. Bectors Food Specialities		0.44%
Bajaj Finance		5.36%	Industrial Manufacturing		0.92%
Cholamandalam Invnt and Fin Co		2.21%	Praj Industries		0.60%
Automobiles		7.57%	Titagarh Rail Systems		0.32%
Tata Motors		3.59%	Diversified FMCG		0.89%
Mahindra & Mahindra		3.07%	Hindustan Unilever		0.89%
TVS Motor Company		0.90%	Leisure Services		0.69%
Cement & Cement Products		4.37%	Jubilant Foodworks		0.69%
UltraTech Cement		3.80%	Paper, Forest & Jute Products		0.47%
JK Lakshmi Cement		0.57%	Century Textiles & Industries		0.47%
Retailing		3.90%	Realty		0.04%
Avenue Supermarts		2.48%	Poddar Housing and Development		0.04%
Vedant Fashions		0.51%	Corporate Bond		0.01%
Aditya Birla Fashion and Retail		0.46%	Britannia Industries	AAA	0.01%
Trent		0.44%	Net Cash and Cash Equivalent		3.12%
Construction		3.12%	Grand Total		100.00%
Larsen & Toubro		3.12%			

SECTOR ALLOCATION



Scheme risk-o-meter



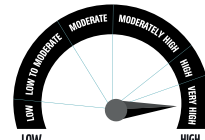
Investors understand that their principal will be at Very High risk

This product is suitable for investors who are seeking*

- To create wealth over long term.
- Investment predominantly in equity and equity related instruments across market capitalisation.

*Investors should consult their financial advisers if in doubt about whether the product is suitable for them.

Benchmark risk-o-meter



S&P BSE 500 TRI